



Besam Swing Door Operator PowerSwing

The most versatile and reliable operator

The Besam PowerSwing is an electro-hydraulic operator designed for a wide variety of applications. It is suitable for almost all types of external and internal swing doors. The operator can be mounted on either side of the door for pull or push action and is suitable for single or double doors fitted with butt hinges or pivots. The PowerSwing is just as suitable for disabled access, nursing homes and hospital corridors – where the requirements are for silence, flexible operation and reliability – as it is for department stores, banks, hotels etc. with high density traffic and difficult operating conditions.

Silent and strong

The Besam PowerSwing has been developed to cope with tough conditions. The motor operates quietly and is completely silent during the hold open time. The door can be held permanently open by using a programme selector. The electronics and the motor are discreetly housed in an attractive cover.

Safety is a trademark

The Besam PowerSwing offers a high degree of safety. The operator can be combined with the full range of Besam safety units. The door is then prevented from opening or closing on to somebody or something obstructing the door.

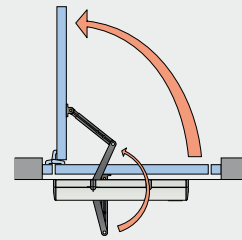
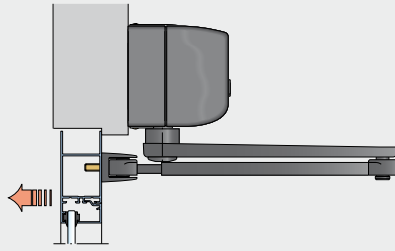
Design

The compact Besam PowerSwing is supplied for different doors and customer requirements. The operator works electro-hydraulically. It opens with motor and closes with spring. The opening and closing speeds can be varied individually. The motor, oil pump and hydraulic unit are combined into a compact unit mounted next to the control unit within the cover. The operator is connected to the door leaf with either a pushing or a pulling arm system.

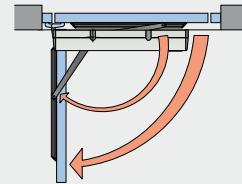
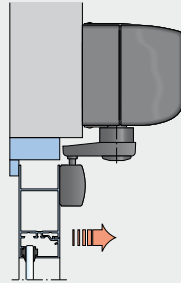
Fire doors

The PowerSwing offers fire rating and is approved for fire door installations by the German and Swedish authorities.

Pushing arm system
PUSH



Pulling arm system
PULL



Technical Data Besam PowerSwing

Models

- PowerSwing – for single doors – one drive unit and one control unit fitted under a standard length cover
- PowerSwing-Special – for single doors – one drive unit and one control unit fitted under a cover with optional length
- PowerSwing-2 – for double doors – two drive units with control unit and slave control unit fitted under a cover with optional length for parallel operation of two doors

Arm systems

- PULL – Pulling arm system where the operator is installed on the wall on the same side as the door swing. Door opening angle adjustable up to 120°
- PUSH – Pushing arm system, where the operator is installed on the wall on the opposite side of the door swing. Door opening angle adjustable up to 120°
- SAS-F – Pushing arm system, used for fire approved doors where the operator is installed on the wall on the opposite side of the door swing. Door opening angle adjustable up to 120°

- ST-V/H – Pulling arm system, used in windy conditions when the operator is installed on the wall on the same side as the door swing. Door opening angle adjustable up to 90°
- Shaft extensions – Allow the operator to be fitted higher on the wall or the arm lower on the door leaf

Standard equipment

- Cover – clear anodized aluminium
- Other paint finishes optional
- Dimensions: Length 716 mm
Height 110 mm
Depth 110 mm
- Control unit CSDB – with possibility to connect manual and automatic activation units, programme selectors and electric striking plates

Accessories and Options

- Extension unit EXB – to be used if additional functions are required, e.g. presence impulse, presence detection etc
- “Push and go” which means that the door opens automatically from closed position if manually pushed
- Control unit CSDA-F – to be used e.g. when the operator is installed on fire or fume gas protected doors, or for connection of 24 V AC to an electric strikingplate

- Coordination unit COOA which ensures that rebated doors close in correct order
- Finger trap protection devices
- Besam’s range of manual and automatic activation units
- Impulse and presence detection sensors
- Programme selectors
- Arm stop

Technical specifications

- Power supply: 230 V AC, 50 Hz
120 V AC, 60 Hz
- Auxiliary voltage: 24 V DC
- Power consumption: max. 230 W
- Ambient temperature: -15° to +50°C
- Recommended max. door weight: 250 kg for door leaf width 1600 mm
- The PowerSwing meets requirements for door weights/widths stated in the:
 - Controlled door closing, EN 1154 size 3 – 6
 - Coordination unit for rebated doors, EN 1158
 - Door closer with opening device (Swing door operator), DIN 18263-4 AU Size 3-6
 - ANSI/BHMA A156.10, A156.19
 - UL325/CUL325
 - SITAC 0710/97

Besam (Manufacturing) Pte Ltd, No 33 Ubi Avenue 3, #03-52 Vertex, Singapore 408868
Tel: +65 6745 6228 Fax: +65 6745 7322
info@besam.com.sg • www.besam.com